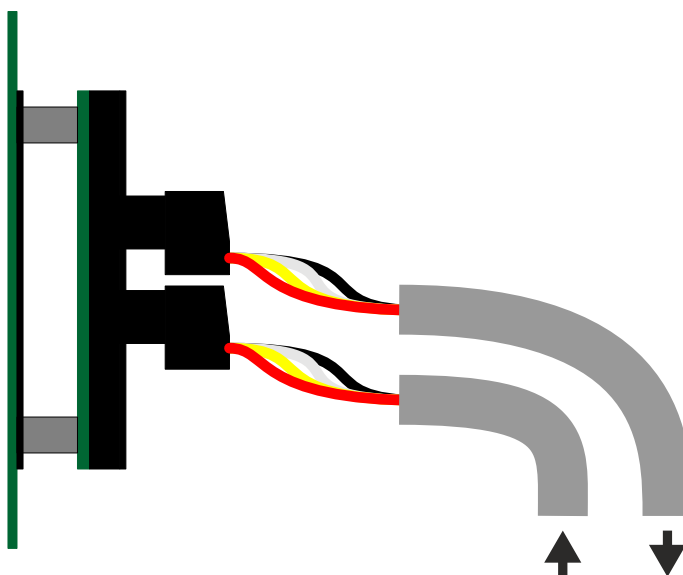
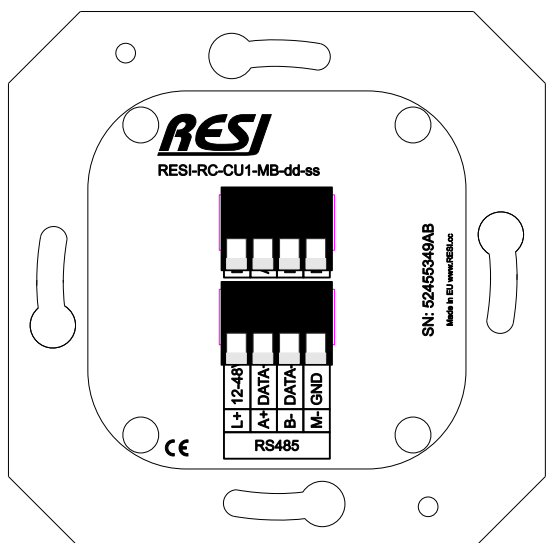
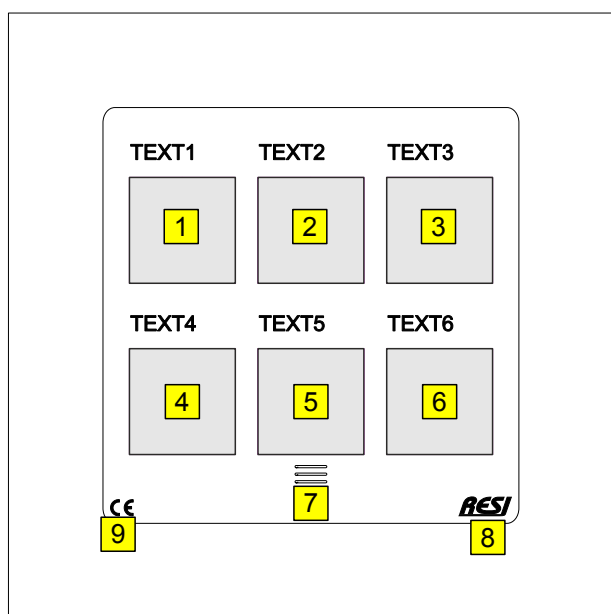
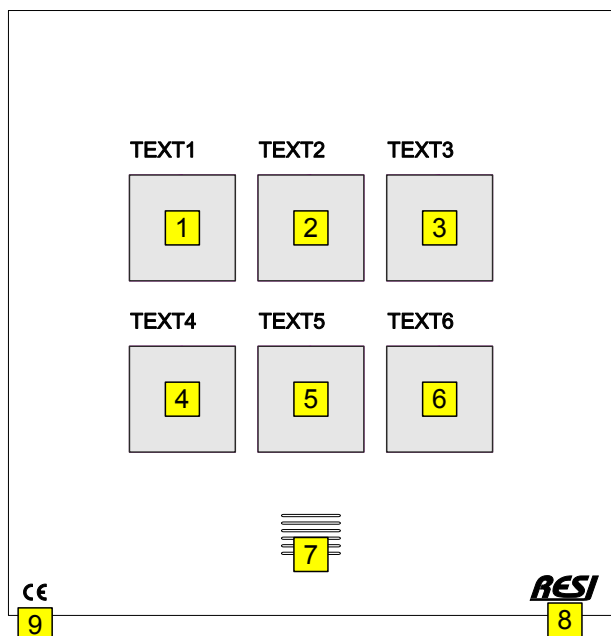


## RESI-RC-CU2-MB-dd-ss

Room controller for wall mount with serial RS485 interface and individual design



### ORDER CODE

RESI-RC-CU2-MB-dd-ss



dd:DESIGN



















Select your design option

ss:INTEGRATED SENSOR

- N or none:No sensors
- T:Temperature
- TH:Temperature+rel. humidity
- AQ:T+rel. humidity+Air quality

<b>1:KEY+LED TOP LEFT</b> KEY <input type="checkbox"/> NO KEY <input type="checkbox"/> KEY WITH LED TEXT <input type="checkbox"/> NO TEXT <input type="checkbox"/> _____		<b>2:KEY+LED TOP MIDDLE</b> KEY <input type="checkbox"/> NO KEY <input type="checkbox"/> KEY WITH LED TEXT <input type="checkbox"/> NO TEXT <input type="checkbox"/> _____		<b>3:KEY+LED TOP RIGHT</b> KEY <input type="checkbox"/> NO KEY <input type="checkbox"/> KEY WITH LED TEXT <input type="checkbox"/> NO TEXT <input type="checkbox"/> _____	
LED COLOR <input type="checkbox"/> WHITE <input type="checkbox"/> BLUE <input type="checkbox"/> RED <input type="checkbox"/> YELLOW <input type="checkbox"/> GREEN		LED COLOR <input type="checkbox"/> WHITE <input type="checkbox"/> BLUE <input type="checkbox"/> RED <input type="checkbox"/> YELLOW <input type="checkbox"/> GREEN		LED COLOR <input type="checkbox"/> WHITE <input type="checkbox"/> BLUE <input type="checkbox"/> RED <input type="checkbox"/> YELLOW <input type="checkbox"/> GREEN	
<b>4:KEY+LED BOTTOM LEFT</b> KEY <input type="checkbox"/> NO KEY <input type="checkbox"/> KEY WITH LED TEXT <input type="checkbox"/> NO TEXT <input type="checkbox"/> _____		<b>5:KEY+LED BOTTOM MIDDLE</b> KEY <input type="checkbox"/> NO KEY <input type="checkbox"/> KEY WITH LED TEXT <input type="checkbox"/> NO TEXT <input type="checkbox"/> _____		<b>6:KEY+LED BOTTOM RIGHT</b> KEY <input type="checkbox"/> NO KEY <input type="checkbox"/> KEY WITH LED TEXT <input type="checkbox"/> NO TEXT <input type="checkbox"/> _____	
LED COLOR <input type="checkbox"/> WHITE <input type="checkbox"/> BLUE <input type="checkbox"/> RED <input type="checkbox"/> YELLOW <input type="checkbox"/> GREEN		LED COLOR <input type="checkbox"/> WHITE <input type="checkbox"/> BLUE <input type="checkbox"/> RED <input type="checkbox"/> YELLOW <input type="checkbox"/> GREEN		LED COLOR <input type="checkbox"/> WHITE <input type="checkbox"/> BLUE <input type="checkbox"/> RED <input type="checkbox"/> YELLOW <input type="checkbox"/> GREEN	

<b>7:CUTOUT DESIGN</b> <input type="checkbox"/> A:  <input type="checkbox"/> B:  <input type="checkbox"/> C: NO CUTOUT		<b>8:LOGO</b> <input type="checkbox"/> A:STANDARD <input type="checkbox"/> B:NO LOGO <input type="checkbox"/> C:CUSTOM BRAND _____ Specify your brand name here:		<b>9:CE SIGN</b> <input type="checkbox"/> A:STANDARD <input type="checkbox"/> B:NO CE SIGN	
--	--	---	--	--	--

BASIC MATERIAL	
<input type="checkbox"/>	White-Black 
<input type="checkbox"/>	Black-White 
<input type="checkbox"/>	Silver-Black 
<input type="checkbox"/>	Yellow-Black 
<input type="checkbox"/>	Red-White 
<input type="checkbox"/>	Orange-White 
<input type="checkbox"/>	Blue-White 
<input type="checkbox"/>	Purple-White 
<input type="checkbox"/>	Green-White 
<input type="checkbox"/>	Opal Green-White 
<input type="checkbox"/>	Brushed Nickel-Black 
<input type="checkbox"/>	Gold-Black 
<input type="checkbox"/>	Brushed Copper-Black 
<input type="checkbox"/>	Deep Bronze-Black 
<input type="checkbox"/>	Brushed Bronze-Black 
<input type="checkbox"/>	Brushed Gold-Black 
<input type="checkbox"/>	Brushed Aluminium-Black 
<input type="checkbox"/>	Stainless Steel-Black 
<input type="checkbox"/>	Stainless Steel-Blue 

DESIGN			
<input type="checkbox"/> RA	RESI DESIGN A O:80x80	<input type="checkbox"/> SD55	SIEMENS DELTA I:55x55
<input type="checkbox"/> RB	RESI DESIGN B O:80x80	<input type="checkbox"/> SD68	SIEMENS DELTA I:68x68
<input type="checkbox"/> RC	RESI DESIGN C Φ:90	<input type="checkbox"/> JLS	JUNG LS 982 I:71x71
		<b>NOTE</b> The necessary third party frames are not part of our standard product delivery and product pricing! But we can deliver those frames as extra addon products, if you want!	